


785nm 600mW Wavelength-Stabilized Fiber Coupled Diode Laser K785AFLWN-0.600W



Features:

- ◆ 785nm wavelength
- ◆ 600mW output power
- ◆ 105µm fiber core diameter
- ◆ 0.22 NA


Applications:

- ◆ Raman Spectroscopy
- ◆ Sensing
- ◆ Medical
- ◆ Military

BWT, founded in 2003, is committed to the mission of "let the dream drive the light", the vision of becoming the "Global leader in laser solutions", and the value of "Outstanding innovation", providing diode laser, fiber laser, ultra-fast laser products and solutions to global customers.

The company pursues continuous innovation and insists on autonomous and controllable advanced process and technology. With Beijing headquarters as the core, BWT has successively established production and R&D centers in Jiangsu and Shenzhen, and invested in the construction of intelligent and digital production base in Tianjin. To bulid a high level of technical strength and product quality, BWT set up a German subsidiary in 2020, and taking a solid step for the internationalization of R&D, production and technological innovation.

Version number	Change content	Change date
00	First edition	2021.11.01



785nm 600mW Wavelength-Stabilized Fiber Coupled Diode Laser K785AFLWN-0.600W


Specifications (25°C)		Symbol	Unit	K785AFLFN-0.600W		
				Minimum	Typical	Maximum
Optical Data ⁽¹⁾	CW Output Power	P _O	W	0.6	-	-
	Center Wavelength ⁽⁴⁾	λ _c	nm	785±0.5		
	Spectral Width(FWHM)	Δλ	nm	-	< 0.1	-
	Wavelength Shift with Temperature	Δλ/ΔT	nm/°C	-	0.01	-
Electrical Data	Electrical-to-Optical Efficiency	PE	%	-	30	-
	Threshold Current	I _{th}	A	-	0.4	-
	Operating Current	I _{op}	A	-	1.1	1.5
	Operating Voltage	V _{op}	V	-	1.9	2.2
	Slope Efficiency	η	W/A	-	1.0	-
Fiber Data	Core Diameter	D _{core}	μm	-	105	-
	Cladding Diameter	D _{clad}	μm	-	125	-
	Numeric Aperture	NA	-	-	0.22	-
	Fiber Length	L _f	m	-	1	-
	Fiber Loose Tubing Diameter	-	mm	-	0.9	-
	Minimum Bending Radius	-	mm	50	-	-
	Fiber Termination	-	-	FC		
Thermistor	-	R _t	(KΩ)/β(25°C)	10±3%/3477		
PD	Current	I _{mo}	μA	300	-	500
TEC	TEC Max. Current	I _{tec}	A	-	-	2.2
	TEC Max. Voltage	V _{tec}	V	-	-	8.75
Others	ESD	V _{esd}	V	-	-	500
	Storage Temperature ⁽²⁾	T _{st}	°C	-20	-	70
	Lead Soldering Temp	T _{ls}	°C	-	-	260
	Lead Soldering Time	t	sec	-	-	10
	Operating Case Temperature ⁽³⁾	T _{op}	°C	20	-	30
	Relative Humidity	RH	%	15	-	75

(1) Data measured under operation output at 600mW@25°C.

(2) A non-condensing environment is required for operation and storage.

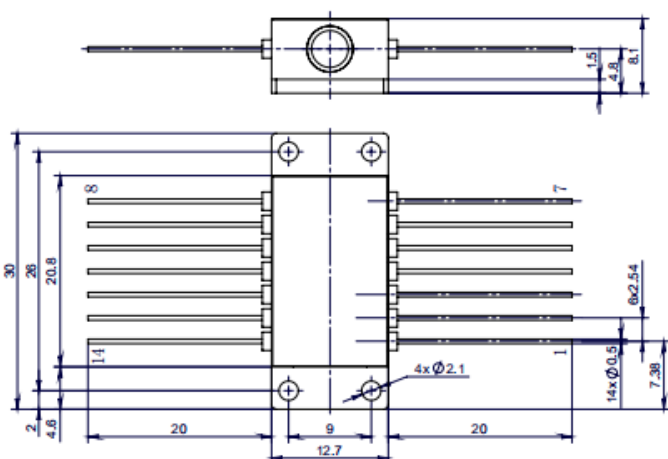
(3) Operating temperature defined by the package case. Acceptable operating range is 20°C~30°C, but performance may vary.

(4) Wavelength stabilized to >90% power in band of 783.5nm to 786.5nm.



785nm 600mW Wavelength-Stabilized Fiber Coupled Diode Laser K785AFLWN-0.600W

Package Dimensions (mm)



Pin	Function	Pin	Function
1	TEC (+)	8	-
2	Thermistor	9	-
3	PD (+)	10	LD (+)
4	PD (-)	11	LD (-)
5	Thermistor	12	-
6	-	13	Case
7	-	14	TEC (-)

OPERATING NOTES

- ◆ Avoid eye and skin exposure to direct radiation during operation.
- ◆ ESD precautions must be taken during storage, transportation and operation.
- ◆ Short-circuit is required between pins during storage and transportation.
- ◆ Please connect pins to wires by solder instead of using socket when operation current is higher than 6A. Soldering point should be close to the middle of the pins. Soldering temperature should be lower than 260°C and time shorter than 10 second.
- ◆ Make sure the fiber output end is properly cleaned before operation of laser. Follow safety protocols to avoid injury when handling and cutting the fiber.
- ◆ Use constant current power supply to avoid surge current during operation.
- ◆ Laser diode must be used according to the specifications.
- ◆ Laser diode must work with good cooling.
- ◆ Operation temperature ranges from 20°C to 30°C .
- ◆ Storage temperature ranges from -20°C to +70°C .



Declaration: information and specifications contained herein are deemed to be reliable and accurate. BWT Beijing reserves the right to change, alter or modify the design and specifications of these products at any time without notice.21-12